

# Knowledge Organiser

Nursery - Spring 2





# Nursery - Prime Areas of Learning

## Communication and Language

### *The Journey*

### *Home*

by Emma Levey



Developing a rich and varied vocabulary is a key skill which supports all areas of learning.

Vocabulary to explore within this unit:

Developing Vocabulary	
elements	hatched
abandoned	hatchling
chaotic/chaos	coop
embark	sea
enormous	rooftop
guided	chimney
shudder	gutter
treacherous	city
teetered	mountain
blustery	cave

EYFS skills for this unit based on Development Matters		
	Communication and Language	Reading
<b>3-and 4-year-olds</b>	<ul style="list-style-type: none"> <li>Enjoy listening to longer stories and can remember much of what happens</li> <li>Develop their communication (irregular tenses and plurals)</li> <li>Sing a large repertoire of songs (check unit for opportunities)</li> </ul>	<ul style="list-style-type: none"> <li>Develop their phonological awareness, so that they can:               <ul style="list-style-type: none"> <li>- spot and suggest rhymes</li> <li>- count or clap syllables in a word</li> <li>- recognise words with the same initial sound, such as money and mother</li> </ul> </li> </ul>



# Physical Development



## Knowledge Organiser Dance Unit 2 Nursery/Reception

### About this Unit

In this unit children will develop their expressive movement through the topic of 'places'. Children explore space and how to use space safely. They explore traveling actions, shapes and balances. Children choose their own actions in response to a stimulus. They also are given the opportunity to copy, repeat and remember actions. They continue to use counting to help them keep in time with the music. They explore dance through the world around them. They perform to others and begin to provide simple feedback.



At the Seaside



At the Fireworks



At the Farm

### Communication and Language

#### Key Vocabulary

actions	fast	quickly
beat	finish position	shape
counts	high	slowly
direction	low	start position
		travel



If you enjoy this unit why not see if there is a dance club in your local area.



### Ladder Knowledge



<b>Actions:</b> Children will learn that they can move their bodies in different ways to create interesting actions.	<b>Dynamics:</b> Children will learn that they can change the action to show an idea.	<b>Space:</b> Children will learn that if they move into space it will help to keep themselves and others safe.	<b>Performance:</b> Children will learn that when watching others they should sit quietly and clap at the end.	<b>Strategy:</b> Children will learn that if they use lots of space, it will help to make their dance look interesting.
---	--	--	---	--

### Personal, Social and Emotional

This unit will develop the following skills:

- Social** work safely, respect, collaboration
- Emotional** confidence, independence
- Thinking** comprehension, provide feedback, select and apply actions, creativity



### Physical Development

#### Physical Skills

- actions
- dynamics
- space



- Children will be taught to:
- Be bare foot for dance.
  - Move around safely and with control.
  - Have an awareness of others in the teaching space.

#### This unit will help children to:

- balance
- move different body parts at the same time
- be more flexible
- move for longer

### Home Learning



Find more games that develop these skills in the Home Learning Active Families tab on [www.getset4education.co.uk](http://www.getset4education.co.uk)

### Musical Statues



**What you need:** some music, someone to stop and start the music

#### How to Play:

- When the music starts players start dancing. Dance however you like - hop, skip, twirl, or anything else that makes you happy! Let the music inspire your moves.
- When the music everyone must freeze like a statue until the music starts again.
- Keep dancing and freezing whenever the music stops.

Playing with others? Every time someone moves when the music stops, they become the helper to stop the music next time. Who can be the last one dancing?



[www.getset4education.co.uk](http://www.getset4education.co.uk)

Head to our youtube channel to watch the skills videos for this unit.



@getset4education136



# Personal, Social, Emotional Development - Jigsaw PSHE



## Jigsaw Jenie's Journey

Healthy Me

How can I make a healthy choice?

sleep

I will learn about...

- What it means to be healthy 
- The names for different parts of my body 
- Why it is good to be active
- Healthier food choices
- Why sleep is good for me
- Hand washing
- Who my safe adults are

healthy

wash

clean

exercise



What can you see?



# Nursery - Specific Areas of Learning

## Literacy


### Outcome: Fiction – Journey story



**3- and 4-year-olds outcome:** To plan a birthday party and write invitations/ birthday cards

**Children in reception outcome:** To retell/rewrite the story

## *The Journey Home*

by Emma Levey

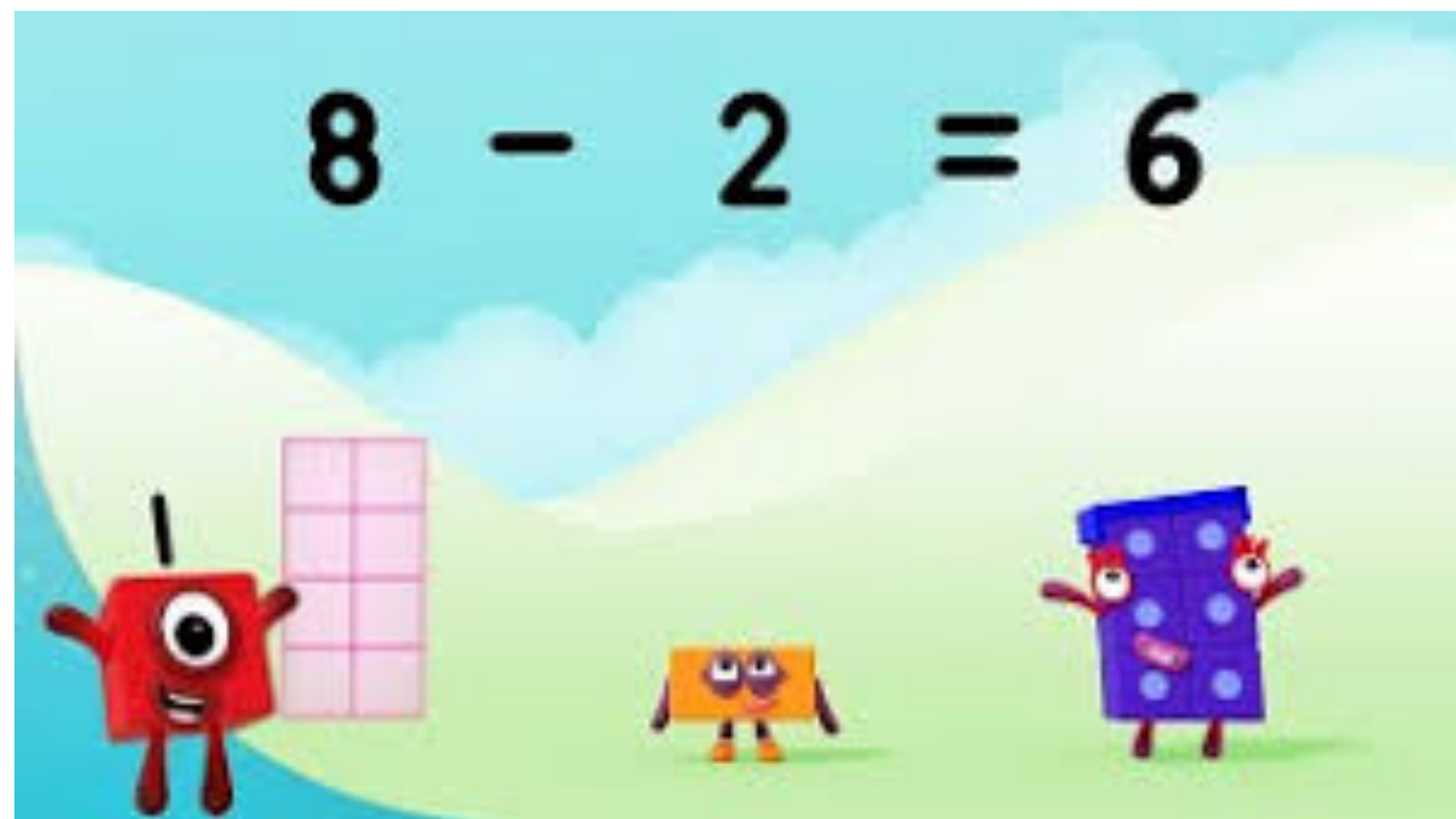



		 <b>Pathways to Write keys</b>
		 <b>Mastery keys</b>
		<b>Gateway keys</b> (non-negotiables/basic skills)
<b>3-and 4 -year- olds</b>	<ul style="list-style-type: none"> <li>• Use some of their print and letter knowledge in their early writing.</li> <li>• Write some or all of their name</li> </ul>	<ul style="list-style-type: none"> <li>• <b>Use some of their print and letter knowledge in their early writing.</b></li> <li>• <b>Write some or all of their name</b></li> </ul>



## Key vocabulary


Number -  
subtraction  
take - away



## Mathematics

## Key vocabulary

Pattern -  
repeat





## Animal Pictures

The children will be creating pictures of different animals which hatch from an egg. We will use different media and materials to create our pictures. We will also be getting creative making Easter cards and crafts!



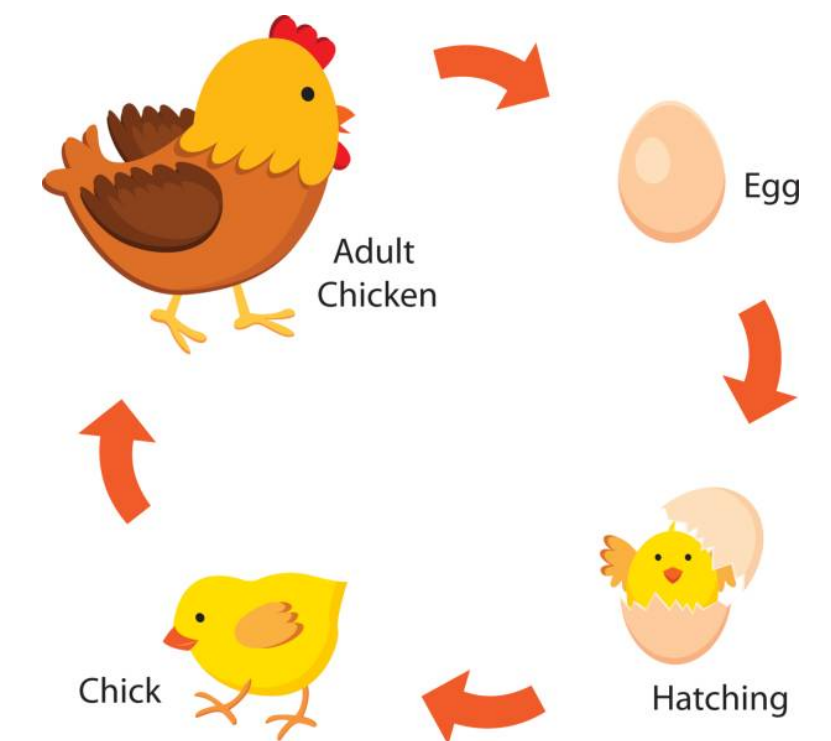
# Nursery - Understanding the World & Expressive Art and Design

Based around key text -  
The Journey Home



## What is a Life Cycle?

The children will be learning about the life cycle of different animals, including chicks, butterflies and frogs. They will understand the continuous cycle that repeats.



## How have I changed since I was a baby?

We will be looking back at ourselves as a baby. We will think about how they have changed and grown over time. What is the same? What is different? What can we do now that we couldn't do then?



## Key Vocabulary

collage

change

paint

Life cycle

baby

egg

chick

hatchling