

Knowledge Organiser

Nursery - Spring 1






Nursery - Prime Areas of Learning

Communication and Language

Naughty Bus by Jan and Jerry Oke



EYFS skills for this unit based on Development Matters

EYFS skills for this unit based on Development Matters	
	Communication and Language
3- and 4-year-olds	<ul style="list-style-type: none"> Know many rhymes, be able to talk about familiar books Can start a conversation with an adult or a friend and continue it for many turns

Developing vocabulary

Developing a rich and varied vocabulary is a key skill which supports all areas of learning.

Vocabulary to explore within this unit:

Developing Vocabulary

full
important
mess
handsome
silliest
lonely
powerful
cosy
tucked up
tall

London
buildings
traffic
bus stop
passengers
garden
pond
reflection
hook
winch



Physical Development



Get Set 4 Education

Knowledge Organiser Gymnastics Unit 1 Nursery/Reception



About this Unit



Children will develop basic gymnastic skills through the topic of 'animals and their habitats'. Children explore creating shapes, balances, and jumps and begin to develop rocking and rolling. They show an awareness of space and how to use it safely and perform basic skills on both floor and apparatus. They copy, create, remember and repeat short sequences. They begin to understand using levels and directions when traveling and balancing.



star



tuck



pike



straight



straddle



Ladder Knowledge



Shapes:
Children will learn to make different shapes with their body.

Balances:
Children will learn to be still when holding a balance.

Rolls:
Children will learn to change their body shape to help them to roll.

Jumps:
Children will learn that bending their knees will help them to land safely.

Strategy:
Children will learn that counting to five when holding a shape or balance will allow people to see it clearly.

Personal, Social and Emotional

This unit will develop the following skills:

Social

work safely, collaboration, share and take turns

Emotional

determination, confidence

Thinking

comprehension, creativity, select and apply

Physical Development

Physical Skills

- shapes
- balances
- jumps
- rocking
- rolling
- travel

Children will be taught to:

- Move around safely and with control.
- Have an awareness of others and items in the teaching space.
- Take turns when instructed.
- To store equipment safely when not in use.
- Remove shoes and socks when taking part in gymnastics lessons.
- To use apparatus safely.



Home Learning

Find more games that develop these skills in the Home Learning Active Families tab on www.getset4education.co.uk

Communication and Language



If children enjoy this unit why not see if there is a gymnastics club in their area to signpost them to.

Key Vocabulary

balance	land	squeeze
bend	rock	star
copy	roll	still
hold	shape	straight
jump		



This unit will help children to:

- balance
- move different body parts at the same time
- be stronger
- be more flexible

Transporter

What you need: two markers and an object to balance

How to play:

- Place two markers 5m apart.
- Begin next to one of the markers. The aim of the game is to transport your object from one marker to another without dropping it on the floor.
- Can you find a way to transport the object balancing it on your:
 - Stomach
 - Arm
 - Head
 - Back
- Playing against someone else? Race each time to see who can transport the object the quickest.



www.getset4education.co.uk

Head to our youtube channel to watch the skills videos for this unit.

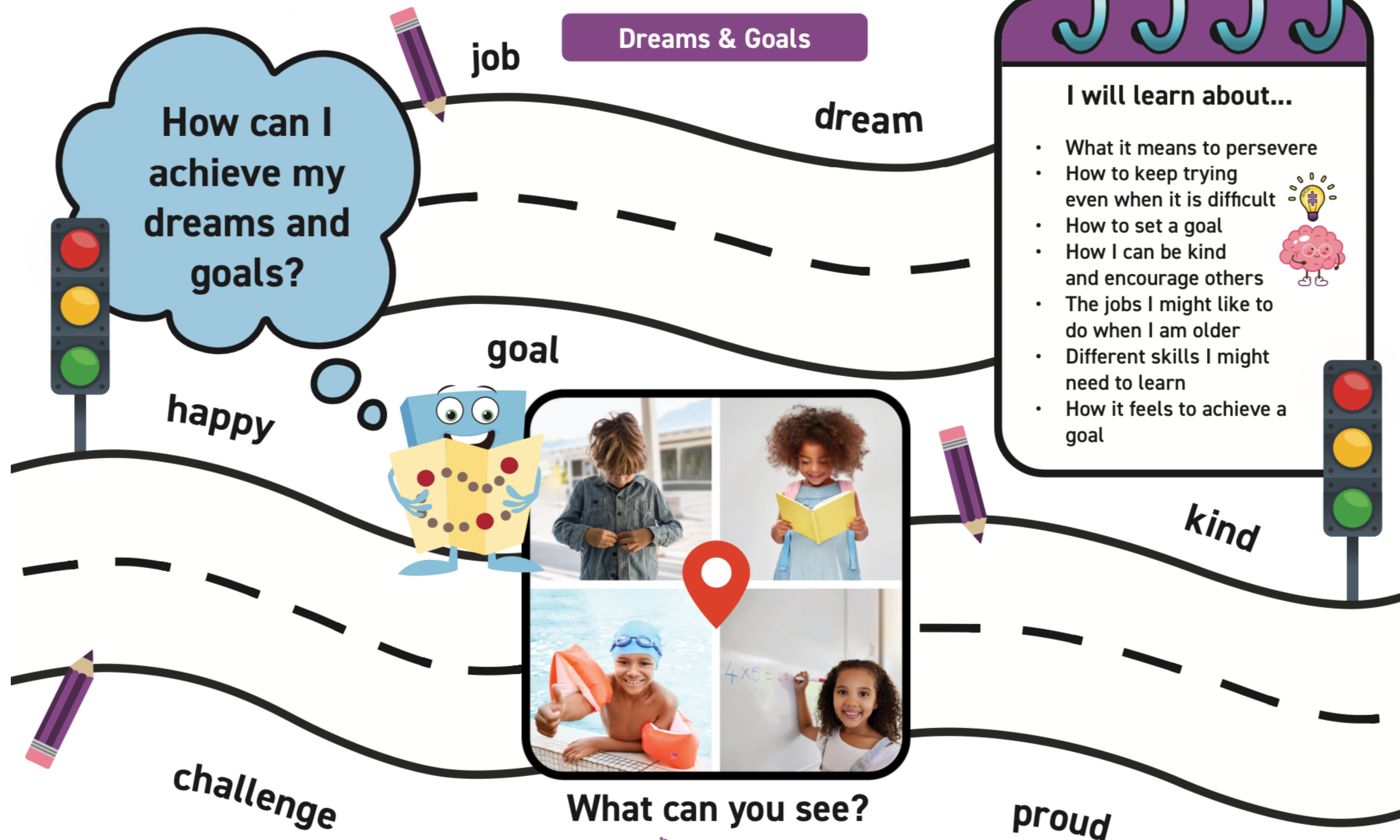


@getset4education136



Personal, Social, Emotional Development - Jigsaw PSHE

Jigsaw Jenie's Journey



I will learn about...

- What it means to persevere
- How to keep trying even when it is difficult
- How to set a goal
- How I can be kind and encourage others
- The jobs I might like to do when I am older
- Different skills I might need to learn
- How it feels to achieve a goal




Nursery - Specific Areas of Learning

Literacy

Naughty Bus



by Jan and Jerry Oke



Outcome: Recount

3- and 4-year-olds outcome: To draw/make a bus and be able to talk about where the Naughty Bus went

Children in reception outcome: To create a new journey for the Naughty Bus by creating a story map and writing captions/sentences describing the journey of the bus


		 Pathways to Write keys
		 Mastery keys
		Gateway keys (non-negotiables/basic skills)
3- and 4-year-olds	<ul style="list-style-type: none"> Use some of their print and letter knowledge in their early writing Write some or all of their name 	<ul style="list-style-type: none"> Use some of their print and letter knowledge in their early writing. Write some or all of their name



Key vocabulary


Mathematics

Number - 9 & 10



Key vocabulary

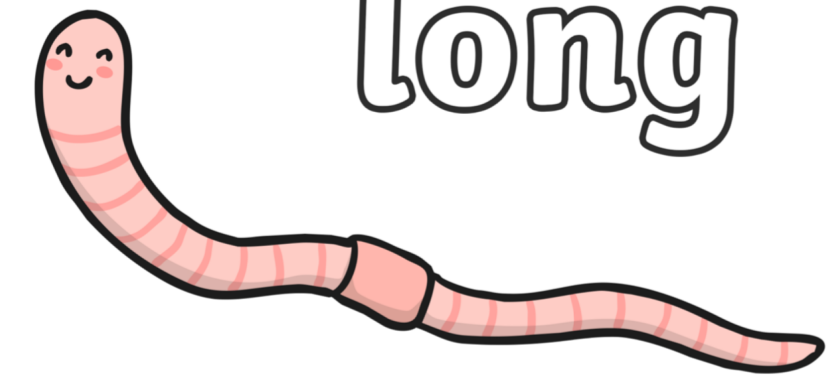
- Measure-
- heavier
- lighter
- longer
- shorter
- taller




tall



long



short



short





Making a Red London Bus

The children will be comparing the London bus to the Leek bus. They will then use a range of materials and forms including paint, junk modelling, collage and drawing to create their own London bus.



Based around key text
- Naughty Bus

What will happen the the Naughty Bus when he falls into the pond?

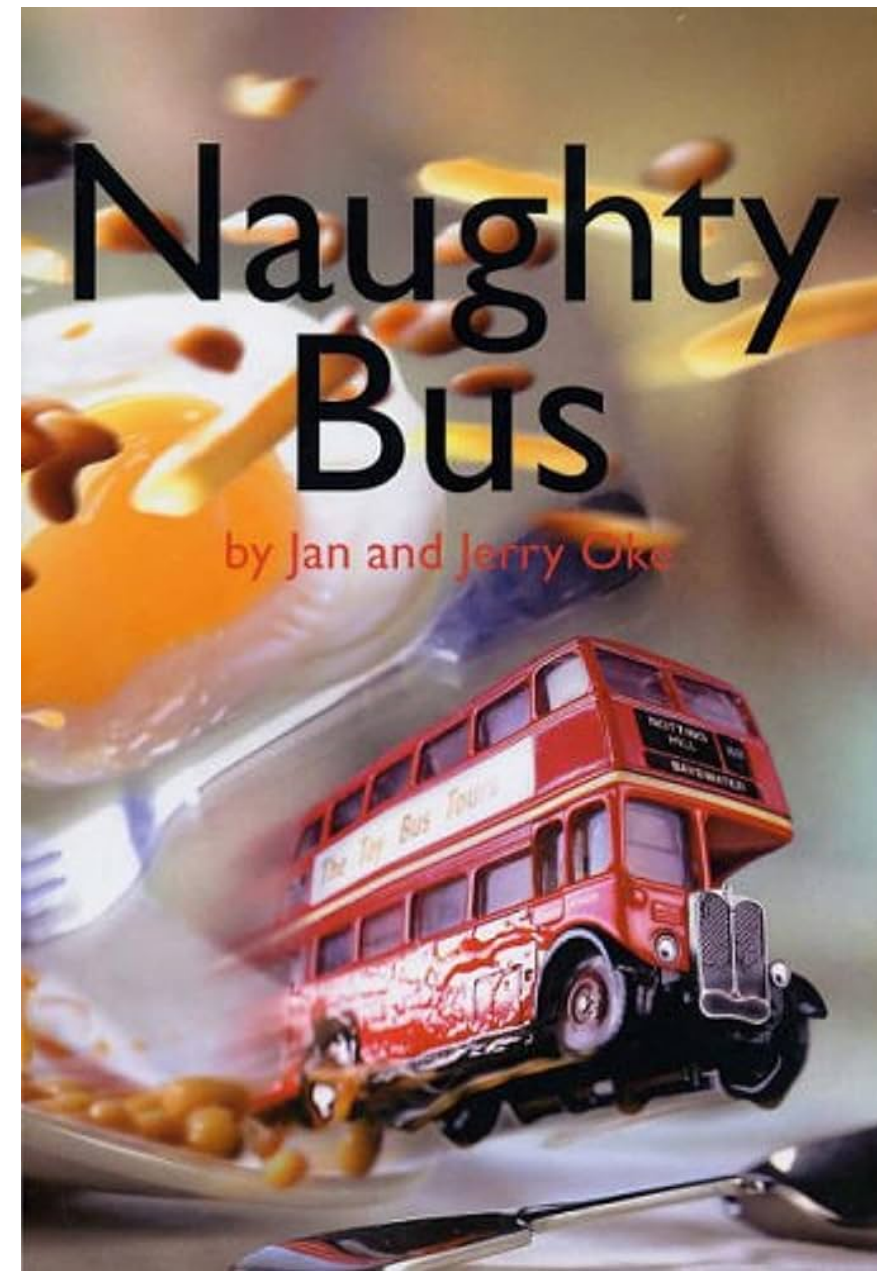
We will be learning about concept of floating and sinking. The children will carry out their own experiment to find out which objects and material float and sink. They will then decide if the Naughty Bus will float or sink.



Nursery - Understanding the World & Expressive Art and Design

Where would you rather live, London or Leek?

The children will be learning more about London and how this compares to Leek. We will learn about the famous landmarks of London including Big Ben, London Bridge as well as the well known red London bus.



Key Vocabulary

collage

float

paint

sink

London

bus

compare

Big Ben